

PORTRAIT

MAGAZINE

TIPS

Look Stunning
Every Moment

HOW TO

Make the most of
your photoshoot

GET TO KNOW

Beauty Adviser

BE GORGEOUS

and Be Confident about yourself

MEET YOUR PHOTOGRAPHER



Gayle Clearwater

Meet the girl behind the camera

I LOVE to empower women to feel strong and beautiful in the skin they are in! I have always felt a pull towards photography, ever since I was a young girl. I was often found playing with my Grandad's bellows camera (Seen in the above images). Which was my inspiration into pursuing it as a career.

Since then, I have graduated with a Bachelor's Degree of Visual Arts, majoring in photography. As well as successfully converting space on my lifestyle block into a self-sustained Private Photography Studio in 2020. Which, I find, creates a warm friendly atmosphere that my clients absolutely love. As its perfect for escaping the hustle and bustle of the city and allows space and privacy to find a unique experience for every client and ability to tailor the shoot to suit their requirements. Ideal for Boudoir Portraits which are my specialty!

As well as running my own Studio I also Tutor Photography at SIT. Seeing the upcoming talent of my students and watching them excel really ignites my passion for photography and connecting with people.

I strongly connect with the following quote by Alice Walker:

"Whenever you are creating beauty around you, you are restoring your soul"

Being able to capture someone's empowering moment is incredibly rewarding and I am honoured to play a part of the process.



XOXO

WHAT'S MY STYLE?

Where what makes you feel Fantastic

We can create several different looks & styles

Every shoot is a tailored experience to meet your individual needs. Whether you're looking for solo portraits or portraits with family and friends, I look forward to helping you capture this special time in your life.

WHAT SHOULD I BRING

We recommend bringing THREE of your favorite outfits, a pair of heels, and any props/jewellery you'd like to incorporate! You will have access to our Client Closet (XS-5X) as well as endless amounts of props!

We have:

Pearls

Heels

Crowns

Masks

Glamour Robes

and more



1

time to play

"The most important day is the day you decide you're good enough for you. It's the day you set yourself free."

Brittany Josephina

WHAT SHOULD I WEAR



The most IMPORTANT thing to remember is to bring whatever makes YOU feel good and confident!

Bring your fav jeans & top or maybe that dress you feel fantastic wearing!

Bring it ALL!

Your partner's shirt
An oversized sweater
White Button Down

The choices are endless!

be yourself



Recommendations!

Tips and ideas to get the most out of your photographic session

I recommend that you wear very loose clothing, especially underwear and if at all possible, no socks. As these leave indents in the skin and become costly if I have to remove in photoshop. I have robes you can use or you are welcome to bring along your own. Also think about props, I have a wide selection of clothing, lingerie, fabrics and accessories available for you to wear. We have a high standard of hygiene procedures, your health & wellbeing is high importance.

Look / Theme to consider

Cocktail	50s glamour	Street wear	Evening wear	Vintage	Rock Chic
Red Carpet Pin Up	Classic	Bohemian	Contemporary	Casual	super cheek
Romantic	lingerie	Exotic elegance	Country/Western	Night club	Diva

What to bring along for the stylist consultation?

Bringing a minimum of 3 top to toe outfits to the initial consult gives the Photographer a true sense of your style. Your outfits should include accessories such as jewellery, hats, shoes, handbags and jackets. The Photographer has a selection of fabrics, clothing, lingerie, shoes and accessories so your final look may be developed from both your personal pieces and the photographer's clothing and accessories. When deciding on what to bring, consider what you would wear to a wedding, cocktail party, a day at the races or a night out on the town. Remember try to bring a variety of colours.

Listed are examples of what to bring: (At this early stage more is better than less!)

Skirts	Trousers	Jackets	Tops
Dresses	Shoes/boots	Handbags	Hats
Jewellery	Scarves	Body contour underwear	Lingerie

Think about your hair? You can mix and match and have your hair up or down. Hairstylist & makeup artist available at an additional cost. All this is discussed and finalised at your initial consultation.

The choices are endless!

The most IMPORTANT thing to remember, is bring whatever makes YOU feel good and confident!

Gayles Styling Tips



outfit



ideas



YOUR SESSION YOUR WAY!




Solo portraits or invite someone special to share this experience.

Let's make it Fun


Why not make it a girl's day out!

Prep Tip 01




Moisturize your body before you come to your session. Skip oils & sparkly options. If you wear glasses normally, put in contacts or skip the glasses altogether to avoid glare, unless your glasses are part of your identity and you'd like them to be in your images! Then BRING 'EM!

Prep Tip 02




Wear loose fitting clothes to avoid lines and marks on your body that will show up in pictures. This includes a bra. We recommend wearing a tank top to keep the girls comfortable! Sports bras typically leave marks, please skip that!

Prep Tip 03



Shave your legs/underarms and anywhere else you'd like to the night before to avoid razor burn! If waxing, please do so at least 48 hours in advance to minimize pink tones! Do Not Get a Spray Tan. Not only can your skin tone look uneven but it gets on the furniture/bedding and there will not be specialty editing to make tan lines/colors match.

Prep Tip 04



Stay hydrated! Drink lots of water in the weeks prior to your session to keep your skin radiant and glowing! Eat a small meal before your session - Do not skip breakfast! That's unhealthy and I promise you wont see a small meal on your tummy!



Prep Tip 05

SMILE & POSE

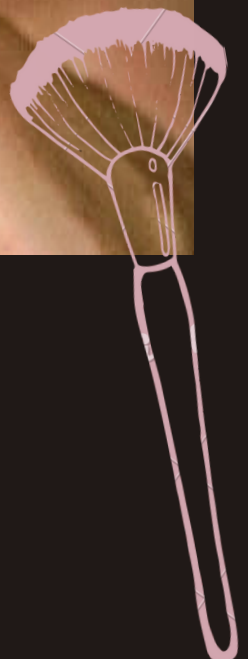
Prepare for your session by gently extending the day before. Keep it moderate; excessive tension could lead to stiffness and anxiety. Leave aside concerns about smiling and posing – I'll provide guidance through the shoot with posing. While we engage in conversation and laughter. Your smile will come naturally. Avoid practicing in front of a mirror; trust that I have everything under control, so just relax and embrace the experience.



hair & makeup prep

We ask that you shower the morning of your boudoir session, moisturize your face only and come with clean dry hair.

We have endless amounts of false eyelashes, glitter, and a wide variety of foundations to ensure we match you perfectly!





Behind the Scenes

Experience being made to look your absolute best with a hairstylist & makeup artist. Then photographed in a comfortable, discreet studio or on location by a female photographer. I offer a free consultation, where we will discuss ideas for the look and style you are wanting created. The photo session will be a fun experience, with a variety of poses and styles.



Lets find the perfect tune to set you at ease. Favourite Playlist or band, we have you covered.

Lite refreshments are available to keep you hydrated and nibbles throughout your shoot.

check these out!

sexy, sultry, natural



You'll have the option to do a natural look, sexy smokey eye, or a full glam look.

We want you to feel

gorgeous

and still look like yourself!



It is completely your choice whether you want your hair to be curled, straightened, or allow it to be natural!

We want you to feel

beautiful

and be true to yourself!

xoxo

Retouching



We do slight retouching!

What I mean by slight is we smooth your skin to make it radiant and glowing, we bring out highlights & shine in your hair, bring out your eyes and makeup, We remove any acne, bruises, scars, or tattoos you would prefer not to be seen!

Our method of retouching brings out YOUR natural, beautiful features. We never alter your body in any way or make you look like somebody else. When you come in for your reveal, our goal is to show you that beauty you've been having a difficult time seeing yourself.

Rest assured, you will look like a gorgeous

glowing goddess

before & after



Before & Afters showcase how we enhance your own beautiful features and look fantastic in front of the camera.

You're Beautiful
Just the way you
are ♡

TESTIMONIALS

Client Testimonial



Through these photos Gayle truly captured a very special and unique time for me.

The photos are natural and all about me, for me. The 'just do it' attitude is how I got here, and I am so pleased I did it. I felt so comfortable, empowered and at ease spending the day with Gayle, the poses she and I had talked about and researched all came together perfectly. Gayle is so easy to be yourself around, I cannot wait to do this again.

-

Tash



Working with Gayle was an absolute blast. Doing this photoshoot, is not something I would normally do and I was fairly nervous. I am not very body confident. Gayle kept reassuring me that she would not do anything I wasn't comfortable with and also came up with amazing ideas and inspiration. I had a feeling of what was expected before arriving, which was very important. Then the actual shoot was so much fun! She made sure I felt comfortable throughout, and was so encouraging, that I felt so much more confident posing and felt myself. I would absolutely, 100% recommend the experience.

-

Jacqui



Oh my gosh Gayle you are a photographer magician, I really can't believe that I'm the person in the photos!!! Love them, you have done an amazing job, that hardest part is going to be choosing which ones to print!! Thanks again the magic you worked!!! Talk soon x

-

Ange

[MORE TESTIMONIALS](#)



Legacy Products

Legacy products are professionally designed and printed products to showcase your images. There is nothing more satisfying as a photographer, than seeing the final work professionally framed to hang on the wall proudly or displayed in a beautifully designed albums or folio boxes.



Lets find the prefect legacy products to showcase your beautiful images.

To view current prices, click on link:
<https://www.twistedwillowstudio.nz/products>

Designed uniquely!



Q&A

Q: What does the portrait experience cost?

A: I offer 3 main portrait packages – Silver/Gold/Platinum or “A La Carte” option. Please view my website or email me for pricing and a breakdown in the packages. (If you opt for a package, you save a considerably as a bundle deal)

If none of these packages suit your requirements, I also offer a “A La Carte” option, this is where you pay separately for what you choose: session fee, and then you add additional items such as hair & makeup. Legacy printed products are chosen at the reveal session.

Q: What are Legacy Products?

A: Legacy products are professionally designed and printed products to showcase your images. There is nothing more satisfying as a photographer, than seeing the final work professionally framed or displayed in a beautiful album. This can be finalised in the reveal session.

Q: How do I choose my images for my album or framed prints?

A: Approximately after 2 weeks, we book in a reveal session. Reveal Session is when I get to showcase your true beauty. It's an exciting time for both of us. When you get to see your images for the first time in a slide show presentation. This is done either in person or over a virtual meeting. You receive a link also with your slide show.

Q: Do you provide a hair & makeup artist?

A: Depending on the package or if you decide to do “A La Carte” option. I work with a wonderful team of ladies. Carrie is the hairstylist; she creates whatever style we want created to go with the photoshoot and does a fantastic job. Sara is the makeup artist; her work is amazing, and she understands what look and style will work for the client and the photoshoot. This is all part of the experience I want to create for my clients. Hair & makeup artists come to the studio and complete your hair and makeup, so you can enjoy the pampering experience.

Q: Do I get digital images?

A: To me it is important to have professional printed portraits, and these are legacy prints and designed to last a lifetime. My images are my brand, so it is important that I have quality work from the time it was capture in the camera, to being displayed. I do however offer in my platinum package, the digital files of the images chosen to be printed in either the album or folio box.

Q: What will I wear?

A: I have a client wardrobe and in there is a wide selection of lingerie, clothing, jewellery, shoes & props available. These are in a variety of sizes and styles. You are welcome to use these or mix and match with your own wardrobe and jewellery etc. If you are thinking of boudoir styled portrait, I work alongside CocoBella and if a client confirms a booking with me, they receive a discount voucher. (T&C apply)

Q: What do we need to do to prepare and get the best experience from our portrait session?

A: I will send you a “tips and ideas to make the most of your photographic session” PDF on your genre of portrait you have booked. This goes into what you bring along to your consultation and the photoshoot. Also, what to wear on the day of your photoshoot. We will discuss this further in the consultation appointment.

Q&A

Q: I am not photogenic, and I don't know how to pose?

A: It's okay I've got you covered, I believe everybody is beautiful within the skin they are in, and it is my aim for people especially women to see their true beauty. And as for the posing I will guide you throughout your session, so all you need to do is have fun on the day and leave the rest up to me. We will also do a mood board, where we can share ideas of the styles that you are interested in and to get inspired for your upcoming photo shoot session.

Q: How Long will the photographic session take?

A: I only book 1 client for the day, so it's all about you today! My studio is warm, comfortable, and private. There is no rush as I don't have a set time frame. I believe taking the photos is only part of the experience when you have a photo shoot with me. I offer refreshments and nibbles and we can take a break as often as needed.

Q: What do I need to do to book a portrait sitting with you?

A: I can be contacted via email, phone, text and I also have a booking system on my website Booking system: <https://www.twistedwillowstudio.nz/book-online>

You are required to complete an agreement form: <https://forms.wix.com/r/6999203483547075307>.

Q: Do you have payment plans?

A: Yes, I do have payment plans available. AfterPay is available through my website purchases only.

<https://www.twistedwillowstudio.nz/shop>. If you require help, just message me and I can go through this for you. I also offer a payment plan. T&C Apply

Q: Can I do my portrait in studio or on location?

A: I cater for clients who wish to have their portrait session either in the studio or on location. Please note that on location has additional charges.

Q: What genres of portraits do you photograph?

A: My specialty is Boudoir, maternity, and stylized portraits of woman. I also photograph all of genre portrait styles including corporate portraits and headshots.

Q: Do you do "Sneak Peeks" of my images on social media as I am a private person?

A: I do not do sneak peaks on social media, as your photoshoot was designed personally for you, and you will be there first to see your images. Your privacy is my upmost important to me and I will only use your images with written permission. This is covered during consultation and in your reveal session.

Q: Will you use my images to promote your business?

A: Only if you give me written permission. I am always looking to update my portfolio and love showcasing my work, but I fully understand if you would prefer not to release any images, as these are your personal images and I respect your privacy. If you are happy for me to showcase only a selection of images, you complete a restricted release form. This way we both know what images are available to showcase.

Privacy Policy: <https://www.twistedwillowstudio.nz/privacy-policy>

Terms Of Engagement: <https://www.twistedwillowstudio.nz/termsofengagement>



www.twistedwillowstudio.nz



gayleclearwater@gmail.com



0278787729



Modern
Portraits

Payment Plan available,
including afterPay

Shop now.
Pay later.
Always
interest-free.

See afterpay.com/terms for terms

afterpay 